




NOTICE SILHOUETTE






Former le podium




Retourner le podium




Former les croisillons



Placer les pieds
avec les encoches
vers l'extérieures



13



14


Les encoches placées
vers l'extérieures




15



16



17



18

Verrouiller le podium



19




20

Ajouter le pantalon




21




22

Rapprocher les jambes









23

Former le torse



24




Serrer le pantalon au niveau de la taille (Encoches)

Former les bras



Enfiler les gants jusqu'à hauteur des encoches



Insérer les bras dans le manteau



38



39



40

Habiller le mannequin avec le manteau



41

Insérer le casque



42

Clipser la lanière du casque



43

Vue finale